

B O Y D



TOTEM TRIPLE SCONCE

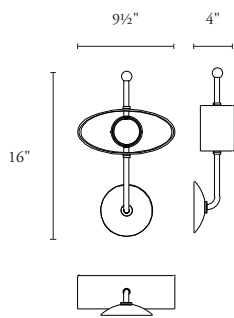
#10687

FIXTURE SHOWN IN CLOUD

WITH 22K YELLOW GOLD LEAF INSIDE CAST FORMS

DENNIS MILLER ASSOCIATES
200 Lexington Avenue Suite 1210 New York, NY 10016
212.684.0070 Fax.212.684.0776 www.dennismiller.com

10685 Totem Sconce Oval



Height	Width	Projection	Net Wt. (Cu/Al)
16"	9 1/2"	4"	6 lbs
406 mm	241 mm	102 mm	2.7 kg

Backplate: 5" D; 117 mm
 Cast Form: 4 1/2" H x 9 1/2" W;
 144 mm x 214 mm
 Center of outlet box to top of fixture:
 13 1/2"; 343 mm
 UL listed (or equivalent) for damp locations
 Can be mounted with stem pointing up or pointing down



LAMPING

LED

- 3000°K / 90+ CRI
- 120v (non-dimming); 277v available on dimmable sconce
- 2 watts max
- ~175 fixture lumens
- Lamp included with fixture

2700°K available on special request (no upcharge)

Partially recessed driver requires a deep 3 1/2" octagonal j-box, or the driver must be mounted remotely

Upcharges will apply for LED remote dimming dependant on your dimming system. Contact your local Boyd Rep.

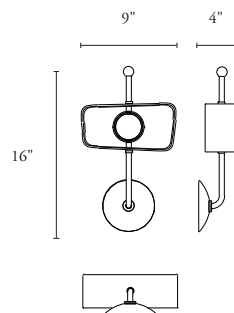
STANDARD FINISHES

- Fixture**
- Cloud
 - Coal
- Inside Cast Forms**
- Cloud (only available when Fixture is finished in Cloud)

OPTIONAL

- Inside Cast Forms**
- 12k White Gold Leaf
 - 22k Yellow Gold Leaf
- Lamping**
- LED Dimming

10686 Totem Sconce Trapezoid



Height	Width	Projection	Net Wt. (Cu/Al)
16"	9"	4"	6 lbs
406 mm	229 mm	102 mm	2.7 kg

Backplate: 5 1/2" D; 127 mm
 Cast Form: 4 1/2" H x 9" W;
 114 mm x 229 mm
 Center of outlet box to top of fixture:
 13 1/2"; 345 mm
 UL listed (or equivalent) for damp locations
 Can be mounted with stem pointing up or pointing down
 If ordered as a pair, one fixture will be a mirror image of the one shown



LAMPING

LED

- 3000°K / 90+ CRI
- 120v (non-dimming); 277v available on dimmable sconce
- 2 watts max
- ~175 fixture lumens
- Lamp included with fixture

2700°K available on special request (no upcharge)

Partially recessed driver requires a deep 3 1/2" octagonal j-box, or the driver must be mounted remotely

Upcharges will apply for LED remote dimming dependant on your dimming system. Contact your local Boyd Rep.

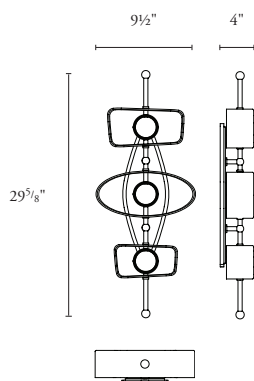
STANDARD FINISHES

- Fixture**
- Cloud
 - Coal
- Inside Cast Forms**
- Cloud (only available when Fixture is finished in Cloud)

OPTIONAL

- Inside Cast Forms**
- 12k White Gold Leaf
 - 22k Yellow Gold Leaf
- Lamping**
- LED Dimming

10687 Totem Triple Sconce



Height	Width	Projection	Net Wt. (Cu/Al)
29 5/8"	9 1/2"	4"	14 lbs
752 mm	241 mm	102 mm	6.4kg

Backplate: 17 1/4" H x 5 1/2" W;
 438 mm x 140 mm
 Center of outlet box to top of fixture:
 13 5/8"; 346 mm
 UL listed (or equivalent) for damp locations



LAMPING

LED

- 3000°K / 90+ CRI
- 120v (non-dimming); 277v available on dimmable sconce
- 2 watts max
- ~175 fixture lumens
- Lamp included with fixture

2700°K available on special request (no upcharge)

Partially recessed driver requires a deep 3 1/2" octagonal j-box, or the driver must be mounted remotely

Upcharges will apply for LED remote dimming dependant on your dimming system. Contact your local Boyd Rep.

STANDARD FINISHES

- Fixture**
- Cloud
 - Coal
- Inside Cast Forms**
- Cloud (only available when Fixture is finished in Cloud)

OPTIONAL

- Inside Cast Forms**
- 12k White Gold Leaf
 - 22k Yellow Gold Leaf
- Inset Backplate**
- 12k White Gold Leaf
 - 22k Yellow Gold Leaf
- Lamping**
- LED Dimming