

B O Y D



TOTEM SCONCE TRAPEZOID

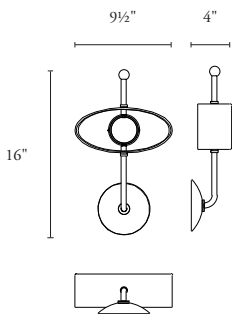
#10686

FIXTURE SHOWN IN COAL

WITH 22K YELLOW GOLD LEAF INSIDE CAST FORM

DENNIS MILLER ASSOCIATES  
200 Lexington Avenue Suite 1210 New York, NY 10016  
212.684.0070 Fax.212.684.0776 www.dennismiller.com

**10685 Totem Sconce  
Oval**



Height	Width	Projection	Net Wt. (Cu/Al)
16"	9 1/2"	4"	6 lbs
406 mm	241 mm	102 mm	2.7 kg

Backplate: 5" D; 117 mm  
 Cast Form: 4 1/2" H x 9 1/2" W;  
 144 mm x 214 mm  
 Center of outlet box to top of fixture:  
 13 1/2"; 343 mm  
 UL listed (or equivalent) for damp locations  
 Can be mounted with stem pointing up or pointing down



**LAMPING**

**LED**  
 • 3000°K / 90+ CRI  
 • 120v (non-dimming); 277v available on dimmable sconce  
 • 2 watts max  
 • ~175 fixture lumens  
 • Lamp included with fixture

Partially recessed driver requires a deep 3 1/2" octagonal j-box, or the driver must be mounted remotely

Upcharges will apply for LED remote dimming dependant on your dimming system. Contact your local Boyd Rep.

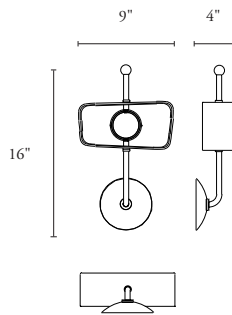
**STANDARD FINISHES**

- Fixture**
- Cloud
  - Coal
- Inside Cast Forms**
- Cloud (only available when Fixture is finished in Cloud)

**OPTIONAL**

- Inside Cast Forms**
- 12k White Gold Leaf
  - 22k Yellow Gold Leaf
- Lamping**
- LED Dimming

**10686 Totem Sconce  
Trapezoid**



Height	Width	Projection	Net Wt. (Cu/Al)
16"	9"	4"	6 lbs
406 mm	229 mm	102 mm	2.7 kg

Backplate: 5 1/2" D; 127 mm  
 Cast Form: 4 1/2" H x 9" W;  
 114 mm x 229 mm  
 Center of outlet box to top of fixture:  
 13 1/2"; 345 mm  
 UL listed (or equivalent) for damp locations  
 Can be mounted with stem pointing up or pointing down  
 If ordered as a pair, one fixture will be a mirror image of the one shown



**LAMPING**

**LED**  
 • 3000°K / 90+ CRI  
 • 120v (non-dimming); 277v available on dimmable sconce  
 • 2 watts max  
 • ~175 fixture lumens  
 • Lamp included with fixture

Partially recessed driver requires a deep 3 1/2" octagonal j-box, or the driver must be mounted remotely

Upcharges will apply for LED remote dimming dependant on your dimming system. Contact your local Boyd Rep.

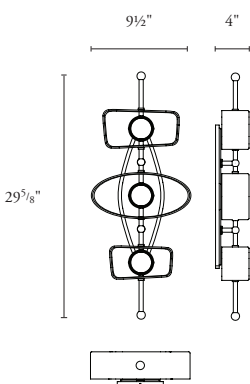
**STANDARD FINISHES**

- Fixture**
- Cloud
  - Coal
- Inside Cast Forms**
- Cloud (only available when Fixture is finished in Cloud)

**OPTIONAL**

- Inside Cast Forms**
- 12k White Gold Leaf
  - 22k Yellow Gold Leaf
- Lamping**
- LED Dimming

**10687 Totem Triple  
Sconce**



Height	Width	Projection	Net Wt. (Cu/Al)
29 5/8"	9 1/2"	4"	14 lbs
752 mm	241 mm	102 mm	6.4kg

Backplate: 17 1/4" H x 5 1/2" W;  
 438 mm x 140 mm  
 Center of outlet box to top of fixture:  
 13 5/8"; 346 mm  
 UL listed (or equivalent) for damp locations



**LAMPING**

**LED**  
 • 3000°K / 90+ CRI  
 • 120v (non-dimming); 277v available on dimmable sconce  
 • 2 watts max  
 • ~175 fixture lumens  
 • Lamp included with fixture

Partially recessed driver requires a deep 3 1/2" octagonal j-box, or the driver must be mounted remotely

Upcharges will apply for LED remote dimming dependant on your dimming system. Contact your local Boyd Rep.

**STANDARD FINISHES**

- Fixture**
- Cloud
  - Coal
- Inside Cast Forms**
- Cloud (only available when Fixture is finished in Cloud)

**OPTIONAL**

- Inside Cast Forms**
- 12k White Gold Leaf
  - 22k Yellow Gold Leaf
- Inset Backplate**
- 12k White Gold Leaf
  - 22k Yellow Gold Leaf
- Lamping**
- LED Dimming