

F U S E

lighting



NARWHAL DOUBLE ARM SCONCE  
2031

LIGHT ANTIQUE BRASS, CLASSIC BRONZE TUSK, BLACK  
SHAGREEN BACKPLATE AND BLACK SILK PONGEE SHADE

© 2000-2020 FUSE LIGHTING.  
ALL RIGHTS RESERVED.

**DENNIS MILLER ASSOCIATES**  
200 Lexington Avenue Suite 1210 New York, NY 10016  
212.684.0070 Fax.212.684.0776 www.dennismiller.com

# NARWHAL DOUBLE ARM SCONCE

## DOUBLE-ARM 2031

HEIGHT: 18" (45.7 CM)

WIDTH: 14 1/2" (36.8 CM)

PROJECTION: 6 3/4" (17.1 CM)

BACKPLATE: 6" (15.2) DIA. PENTAGON

WIRING: 2 CANDELABRA BASE  
SOCKETS, 60 WATT MAX. EACH

RECOMMENDED BULB: FROSTED B-8  
25 WATT

J-BOX LOCATION: 8 1/2" (21.6) FROM  
TOP OF SHADE

## METAL FINISHES

BRUSHED BRASS

LIGHT ANTIQUE BRASS

DARK ANTIQUE BRASS

POLISHED NICKEL

SATIN NICKEL

OIL RUBBED BRONZE

## TUSK FINISH

CLASSIC BRONZE

## SHADE OPTIONS

BLACK SILK PONGEE

BRIGHT WHITE SILK PONGEE

MUSHROOM SILK PONGEE

WHITE SILK PONGEE

CREAM LINEN

WHITE LINEN

NATURAL LINEN

## LEATHER OPTIONS

BLACK

BROWN

WHITE

CREAM

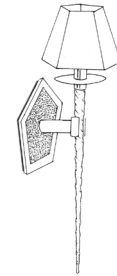
MINK

BLACK SHAGREEN

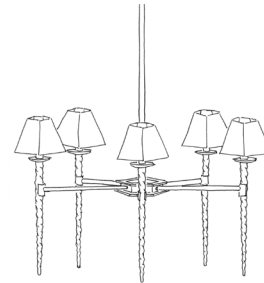
BROWN SHAGREEN

VANILLA SHAGREEN

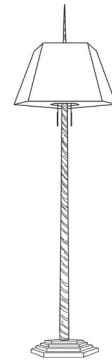
C.O.L. (UPCHARGE)



SINGLE ARM SCONCE  
**1031**



CHANDELIER  
**5031**



FLOOR LAMP  
**7031**

[fuselighting.com](http://fuselighting.com)

© COPYRIGHT FUSE LIGHTING.  
ALL RIGHTS RESERVED.

2020