



Shown: Deep brown oxide and Pale gold glass.

CAFÉ DOUBLE SUSPENSION

MODEL NUMBER
2222

DESCRIPTION
Kiln formed glass shade and diffuser, hand forged copper backplate & hardware. Ball chain suspension.

FINISH
Deep brown oxide or Satin nickel.

KILN FORMED GLASS
Pale gold, Sand or Opaque opal white.

DIMENSIONS
18.5"Ø x 66.5"L x 12.5"H

NET WT
24 lbs.

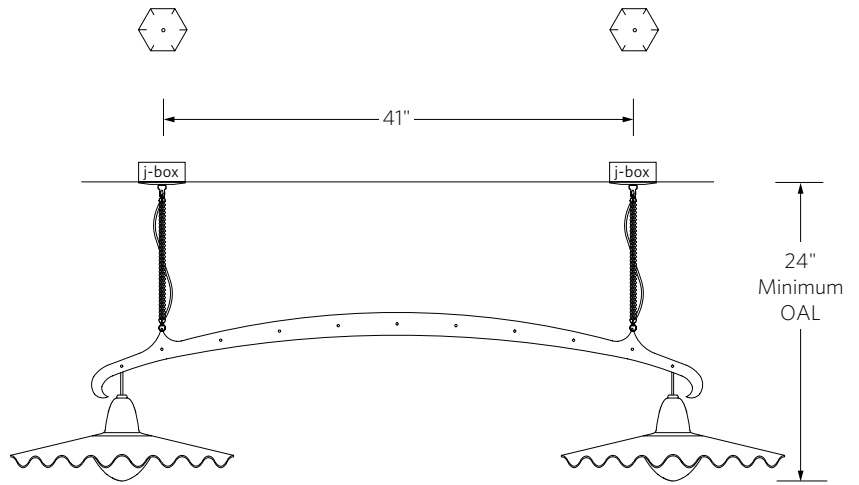
MIN OAL
24" Min. OAL (optimal 66"-72" AFF)

CEILING MOUNT OPTIONS
(A) Two 4.5"W x 5"L x .375"D hexagonal ceiling plates, 41" on center (j-boxes must be located above each ceiling plate).

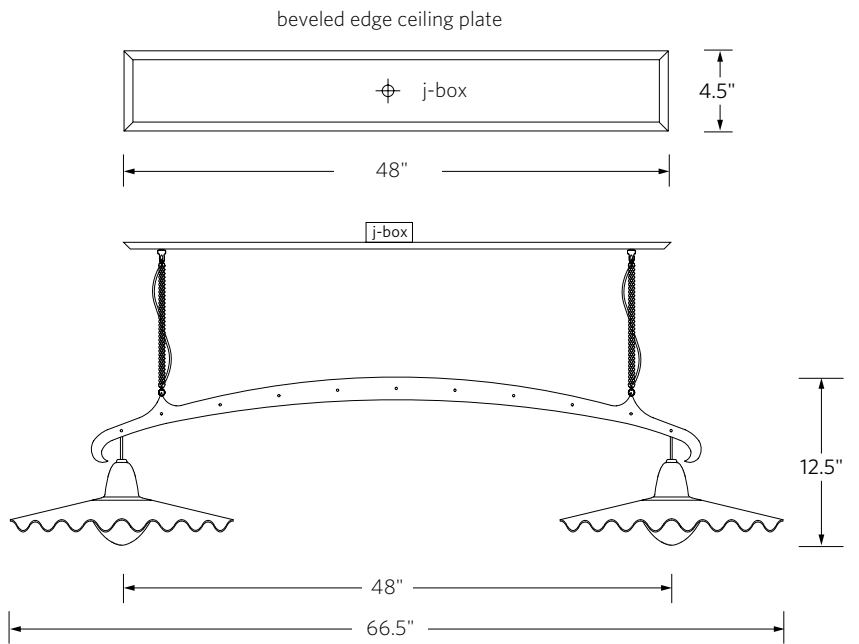
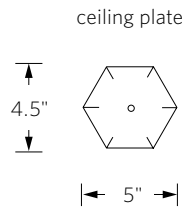
(B) One 4.5" W x 48"L beveled-edge ceiling plate for center j-box.

VOLTAGE / LAMP TYPE
120V, 120W (2 x 60W), E12 base, T3 Xenon lamp, frosted.

PLEASE SPECIFY
Finish, shade color, ceiling plate option and OAL (minimum 24", optimal 66"-72" AFF). Net price includes ball chain for an OAL of up to 48". Ball chain OAL can be shortened in the field at installation.



Mounting Option A



Mounting Option B