

Shown: 12.5" model.

Glimmer Wall & Vanity

MODEL NUMBER

1040 (must be mounted vertically)

DESCRIPTION

Czech, English cut, clear glass beads trapped in stainless steel wirecloth, lined with Opal white glass.

FINISH

Satin nickel (wall plate; not visible).

SHADE

Clear glass beads. Interior lining: Opal white glass (only).

DIMENSIONS

NET WT

1040.12.5

6.5"W x 12.5"H x 4"D

10 lbs.

Back plate centers on j-box. ADA compliant.

1040.18

6.5"W x 18"H x 4"D

15 lbs.

Back plate centers on j-box. ADA compliant.

1040.24

6.5"W x 24"H x 4"D

20 lbs.

Back plate centers on j-box. ADA compliant.

VOLTAGE / LAMP TYPE

1040.12.5 120V, 80W, (2 x 40W), E12 base, T3, Xenon, clear.

1040.18 120V, 120W, (3 x 40W), E12 base, T3, Xenon, clear.

1040.24 120V, 160W, (4 x 40W), E12 base, T3, Xenon, clear.

Energy efficient LED option available upon request.

MODEL NUMBER

1050 (must be mounted horizontally)

DESCRIPTION

Czech, English cut, clear glass beads trapped in stainless steel wirecloth, lined with Opal white glass.

FINISH

Satin nickel (wall plate; not visible).

SHADE

Clear glass beads. Interior lining: Opal white glass.

DIMENSIONS

NET WT

1050.24

24"W x 6.5"H x 4"D

20 lbs.

Back plate centers on j-box. ADA compliant.

VOLTAGE / LAMP TYPE

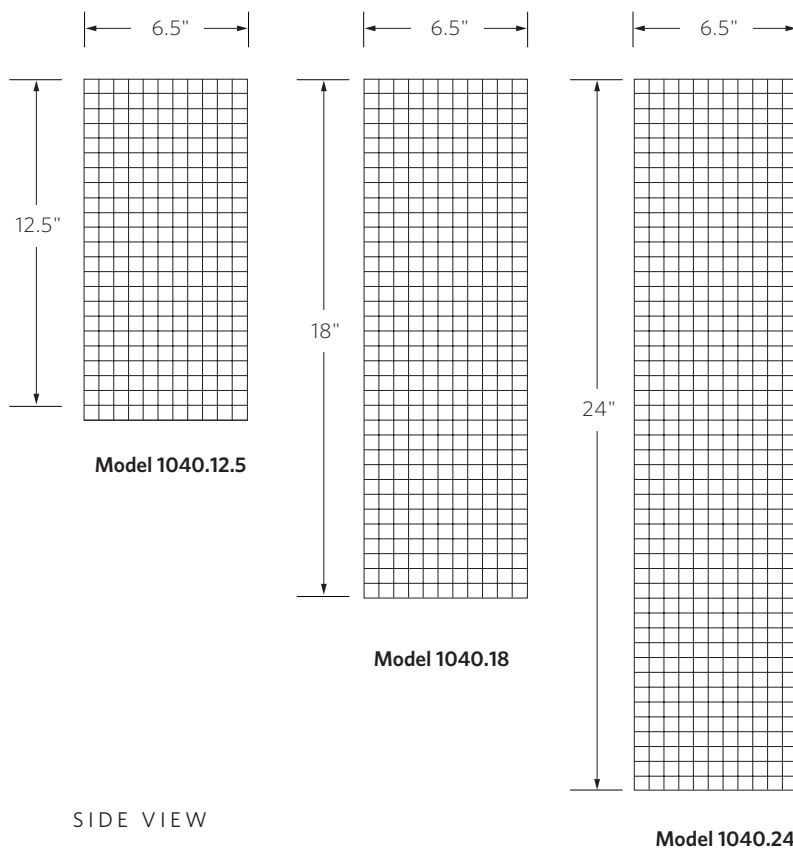
1050.24 120V, 160W, (4 x 40W), E12 base, T3, Xenon, clear.

Energy efficient LED option available upon request.

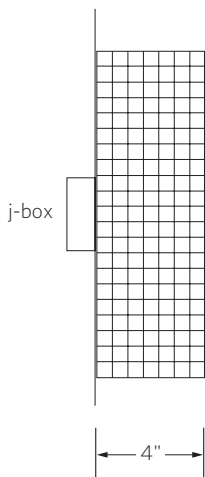
McEwen Lighting Studio
2748 9th Street
Berkeley, CA 94710

TEL 510.849.4000
FAX 510.849.4006
mcewenlighting.com

FRONT VIEW



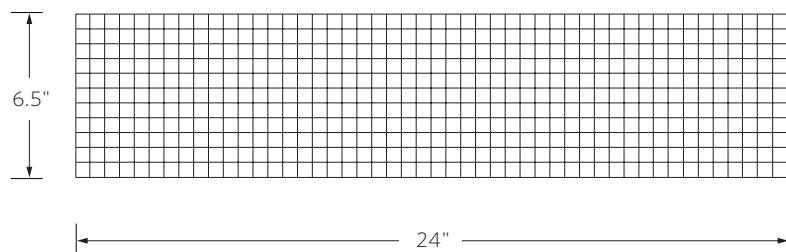
SIDE VIEW



Side View (all models)

All 1040 and 1050 models are ADA compliant with a 4" Depth.
All back plates center on j-box.

FRONT VIEW



Glimmer Vanity - Model 1050.24