

F U S E

lighting



SOHO X CHANDELIER
5059 X

MATTE BLACK POWDER COAT WITH ALABASTER SHADES

SOHO X CHANDELIER

5059 X

HEIGHT: 8" (20.3 CM)

WIDTH: 36" (91.4 CM)

DEPTH: 36" (91.4 CM)

OAH: 38" (96.5 CM)

CEILING CANOPY: 19" W X 19" D
(48.3 W X 48.3 D)

WEIGHT: APPROX. 120 LBS.

WIRING: 8 CANDELABRA-BASE
SOCKETS, 60 WATT MAX. EACH

RECOMMENDED BULB:
CLEAR 40 WATT G-16.5

METAL FINISHES

BRUSHED BRASS

LIGHT ANTIQUE BRASS

DARK ANTIQUE BRASS

MATTE BRASS

POLISHED NICKEL

SATIN NICKEL

OIL RUBBED BRONZE

GLOSS WHITE POWDER COAT

MATTE BLACK POWDER COAT

PATINATED STEEL

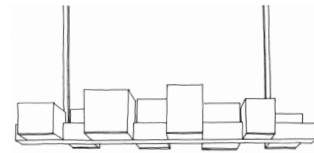
SHADE OPTION

ALABASTER

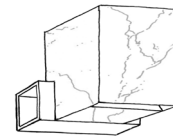
NOTES:

SHADES ARE HAND CUT AND ASSEMBLED FROM ALABASTER SHEETS.

NO TWO SHADE CUBES WILL BE IDENTICAL AND WILL VARY IN COLOR AND VEINING.

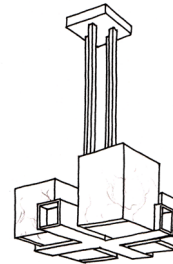


CHANDELIER
5059

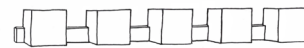


SCONCE

9059A (6" HIGH SCONCE)
9059B (7" HIGH SCONCE)



PENDANT
4059



SOHO LINEAR
9059C

fuselighting.com

© COPYRIGHT FUSE LIGHTING.
ALL RIGHTS RESERVED.