

F U S E

lighting



SOFIA CHANDELIER
5050

POLISHED NICKEL ARMS ACCENTED WITH BLACK POWDER COAT HEADS AND BODY

© 2000-2020 FUSE LIGHTING.
ALL RIGHTS RESERVED.

SOFIA CHANDELIER

5050

HEIGHT: APPROX. 27" (68.6 CM)

WIDTH: APPROX. 82" (208.3 CM)

DEPTH: APPROX. 70" (177.8 CM)

STEM: 16" (40.6 CM)

OAH: 43" - 45" (109.2 - 114.3 CM)
(ARMS WILL SETTLE SLIGHTLY
ONCE HUNG)

CEILING CANOPY: 4 1/2" DIA.

WEIGHT: 30 LBS.

WIRING: 8 LED T4** 120V
GY6 BASE, 4.5 WATTS,
2700 K, CRI 80, 3200 LUMENS

RECOMMENDED BULBS: GY 6.35

WIRE LENGTH: 108" PROVIDED
(FROM CEILING CANOPY TO THE
TRANSFORMER). PLEASE SPECIFY AT
TIME OF PURCHASE FOR ADDITIONAL
LENGTH (UPCHARGE)

TRANSFORMER SIZE:
11"L X 5"W X 4 1/2" H
(27.9L X 12.7W X 11.4H)

METAL FINISHES

BRUSHED BRASS

LIGHT ANTIQUE BRASS

DARK ANTIQUE BRASS

MATTE BRASS

POLISHED BRASS

SATIN NICKEL

POLISHED NICKEL

OIL RUBBED BRONZE

GLOSS WHITE POWDER COAT

MATTE BLACK POWDER COAT

PATINATED STEEL

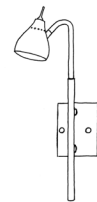
SWIVELS NOT AVAILABLE IN:

WHITE POWDER COAT

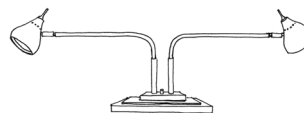
BLACK POWDER COAT

PATINATED STEEL

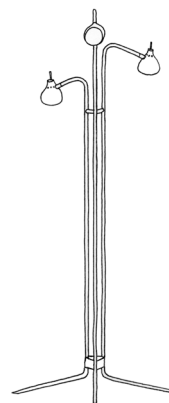
INSTALLATION TO BE DONE BY PRO-
FESSIONAL ELECTRICAL CONTRACTOR
CREW ONLY



SWING-ARM SCONCE
1050



DESK LAMP
6050



FLOOR LAMP
7050



SINGLE FLOOR LAMP
7050B

fuselighting.com

© COPYRIGHT FUSE LIGHTING.
ALL RIGHTS RESERVED.