

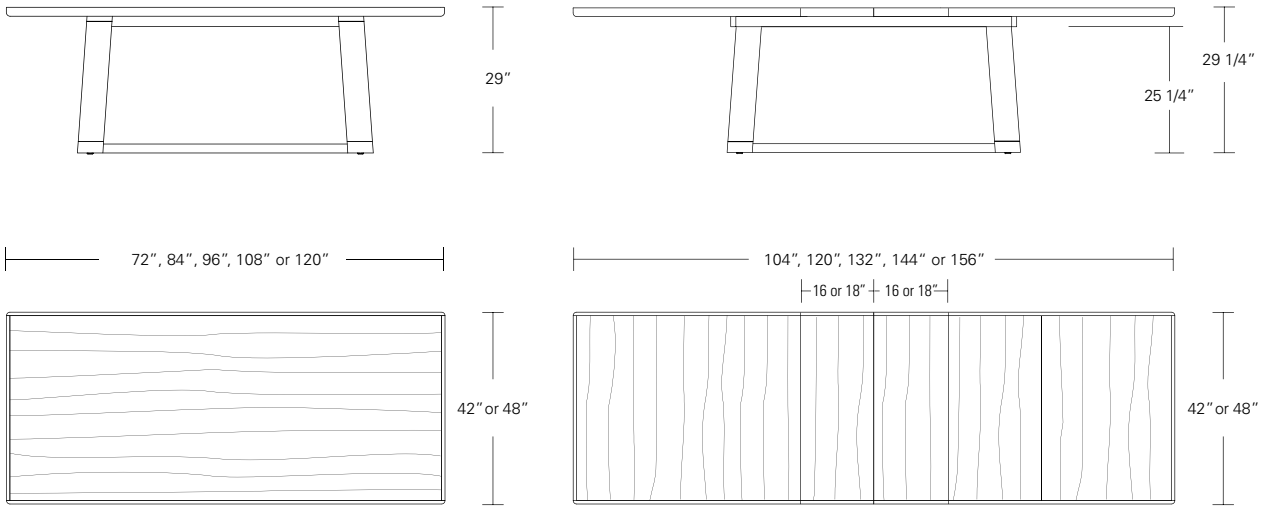


P U E N T E T A B L E

84W x 42D x 29H

Shown in Medium Walnut w/optional solid wood top and stone inset.

With its bridge-like structure, the Puente Table combines strength and resilience in a functional design. Angled frame legs and a connecting stretcher with radius details add refinement, while an optional stone inset allows safe placement of hot kitchenware.

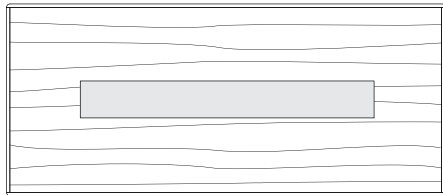


Puente Table

- 72"W x 42"D x 29"H
- 84"W x 42"D x 29"H
- 96"W x 42"D x 29"H
- 108"W x 42"D x 29"H
- 120"W x 48"D x 29"H

Puente Extension Table

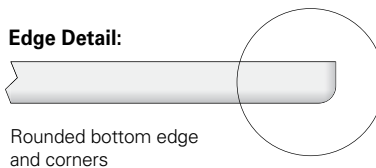
- 72"W (104"w/two 16"leaves) x 42"D x 29 1/4"H
- 84"W (120"w/two 18"leaves) x 42"D x 29 1/4"H
- 96"W (132"w/two 18"leaves) x 42"D x 29 1/4"H
- 108"W (144"w/two 18"leaves) x 42"D x 29 1/4"H
- 120"W (156"w/two 18"leaves) x 48"D x 29 1/4"H



Optional Stone Inset

- 38"W x 8"D (72" Table)
- 50"W x 8"D (84" Table)
- 62"W x 8"D (96" Table)
- 70"W x 8"D (108" Table)
- 82"W x 8"D (120" Table)

Edge Detail:



Rounded bottom edge and corners

DESCRIPTION	FINISH OPTIONS	
<p>Puente Table: Veneer top with solid wood edge. Solid wood base with levelers. Puente extension table with two standard leaves or two self-storing pivoting leaves.</p> <p>Standard Options: Solid wood top (non extension table only) Stone insert.</p> <p>Custom Orders: Custom sizes, woods and finishes are available. Please request a price quotation.</p>	<p>Standard - Natural / Stained:</p> <p>Bronze Ash, Burnt Ash, Ebonized Ash, Grey Ash, Medium Mahogany, Oak, Bluff Oak, Grey Oak, Fumed Oak, Ebonized Oak, Walnut, Medium Walnut, Dark Walnut, Ebonized Walnut, Grey Walnut, Silver Walnut, Terra Walnut, Bronze Walnut, Claro Toned Walnut.</p>	<p>Premium - Cerused / Bleached:</p> <p>Bleached Ash, Cerused Grey Ash, Cerused Bronze Ash, Cerused Burnt Ash, Cerused Mahogany, Cerused Dark Mahogany, Bleached Walnut, Cerused Walnut, Cerused Grey Walnut, Cerused Silver Walnut, Cerused Bronze Walnut, Cerused Oak, Bleached Oak.</p>