

F U S E

lighting



LONDON CHANDELIER
5042B

10-LIGHT - POLISHED NICKEL WITH CLEAR GLASS SHADES

© 2000-2020 FUSE LIGHTING.
ALL RIGHTS RESERVED.

LONDON CHANDELIER

8-LIGHT 5042A

HEIGHT: 9 3/4" (24.8 CM)

WIDTH: 41" (104.1 CM)

DEPTH: APPROX. 8" (20.3 CM)

OAH: 38" (96.5 CM)

CEILING CANOPY: 39" W X 4 3/4" D
(99.0 W X 12.0 D)

WEIGHT: APPROX. 60 LBS.

WIRING: 8 CANDELABRA-BASE
SOCKETS, 60 WATT MAX. EACH

RECOMMENDED BULBS:
CLEAR T-6

10-LIGHT 5042B

HEIGHT: 9 3/4" (24.8 CM)

WIDTH: 51 1/2" (130.8 CM)

DEPTH: APPROX. 8" (20.3 CM)

OAH: 38" (96.5 CM)

CEILING CANOPY: 49 1/2" W X 4 3/4" D
(125.7 W X 12.0 D)

WEIGHT: APPROX. 80 LBS.

WIRING: 10 CANDELABRA-BASE
SOCKETS, 60 WATT MAX. EACH

RECOMMENDED BULBS:
CLEAR T-6

12-LIGHT 5042C

HEIGHT: 9 3/4" (24.8 CM)

WIDTH: 62" (157.5 CM)

DEPTH: APPROX. 8" (20.3 CM)

OAH: 38" (96.5 CM)

CEILING CANOPY: 60" W X 4 3/4" D
(152.4 W X 12.0 D)

WEIGHT: APPROX. 100 LBS.

WIRING: 12 CANDELABRA-BASE
SOCKETS, 40 WATT MAX. EACH. NO
MORE THAN 600 WATTS TOTAL.

RECOMMENDED BULBS:
CLEAR T-6

METAL FINISHES

BRUSHED BRASS
LIGHT ANTIQUE BRASS
DARK ANTIQUE BRASS
MATTE BRASS
POLISHED NICKEL
SATIN NICKEL
OIL RUBBED BRONZE
GLOSS WHITE POWDER COAT
MATTE BLACK POWDER COAT
PATINATED STEEL

GLASS SHADES

COLOR (CHOOSE ONE)

CLEAR
BLUE
CERULEAN
SMOKE

TEXTURE (CHOOSE ONE)

SMOOTH
CRACKLED
FROSTED (INSIDE)

NOTES:

GLASS SHADES ARE HAND-BLOWN AND
WILL VARY IN SIZE AND THICKNESS.

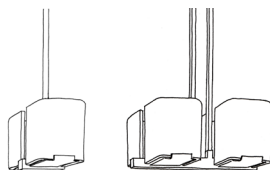
FROSTED FINISH WILL LIGHTEN COLOR

MINERAL SHADES

ALABASTER

NOTE:

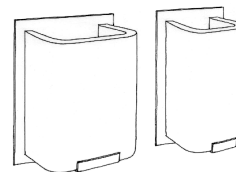
ALABASTER SHADES ARE CARVED
FROM A SOLID BLOCK OF STONE AND
WILL VARY IN COLOR AND VEINING.



2 & 4-LIGHT PENDANT

4042A (2-LIGHT PENDANT)

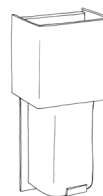
4042B (4-LIGHT PENDANT)



SCONCE & MINI SCONCE

9042 (SCONCE)

9042 MINI (MINI SCONCE)



SCONCE W/ SHADE
9042 SH


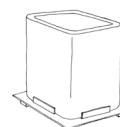
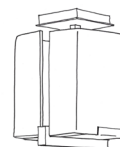


TABLE LAMP
6042



LANTERN
6042 L



CEILING MOUNT
4042A

fuselighting.com

© COPYRIGHT FUSE LIGHTING.
ALL RIGHTS RESERVED.