

# HILLIARD

## TYPHA SCONCE



**DESIGN** The Typha sconce embodies the essence of stretching tall grass with its sleek design standing as a symbol of strength. The dynamic interplay between light and nature, it captures the radiance of sunlight filtering through blades of grass, infusing the space with a warm, inviting glow. The Typha serves as both a functional up light and a striking artistic statement, bringing the beauty of the natural world indoors.

**FINISHES** Matte Antique Bronze exterior & Hammered Raw Bronze Interior

# HILLIARD

## TYPHA SCONCE

DIMENSIONS: 56 L x 5 W x 4 D IN  
142 L x 13 W x 10 D CM

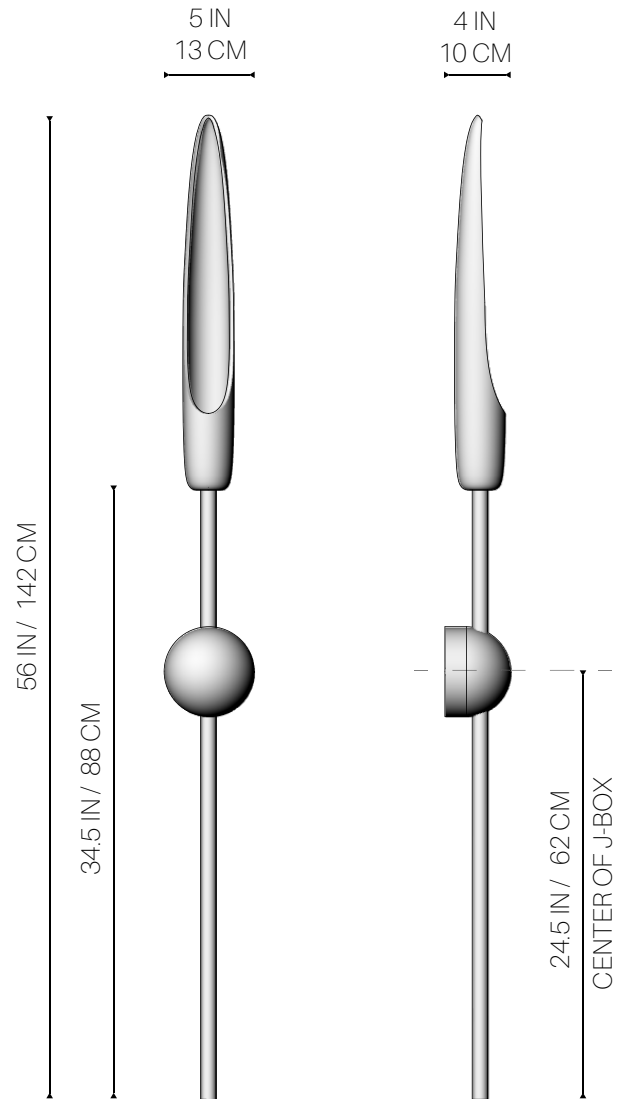
WEIGHT: APPROX 22 LBS

VOLTAGE: 120v standard / 240 available

UL DAMP LISTED/ CE AVAILABLE

LAMPING: (1) 6w DIMMABLE LED BULB  
120V : G9 candelabra LED  
240V : G9 candelabra LED

Each fixture is hand crafted, signed,  
and numbered in Arcata, CA



# HILLIARD

---




Typha Sconce

# HILLIARD


---



STANDARD FINISHES AVAILABLE,  
CONTACT [INFO@HILLIARDLAMPS.COM](mailto:INFO@HILLIARDLAMPS.COM) FOR CUSTOM REQUESTS



EXTERIOR  
MATTE ANTIQUE BRONZE



INTERIOR  
HAMMERED RAW BRONZE