


TABOURET STORAGE BENCH



64" L X 20" D X 20" H



DESCRIPTION

TIGHT CAPPED ARMS WITH SEAMS ON ALL EDGES
HINGED SEAT
LUGGAGE STITCH/ DOUBLE NEEDLE DETAIL AT ALL SEAMS
BUILT TO THE FLOOR
EXPOSED WOOD BLOCK LEGS
INSIDE STORAGE BOX, UPHOLSTERED

I08SB TABOURET STORAGE BENCH



DIMENSIONS

64" L X 20" D X 20" H (FOR KING SIZE BED)

OPTIONS

NO LUGGAGE STITCH/ DOUBLE NEEDLE DETAIL (NOT SHOWN)
54" L X 20" D X 20" H (FOR QUEEN SIZE BED)

Los Angeles | PACIFIC DESIGN CENTER, MIMI LONDON, 310.855.2567

New York | NEW YORK DESIGN CENTER, DENNIS MILLER, 212.684.0070

Seattle | SEATTLE DESIGN CENTER, TERRIS DRAHEIM, 206.763.4100

CHRISTIANGREVSTADCOLLECTION.COM

CHRISTIAN
GREVSTAD