

# HILLIARD

SOPHIA CHANDELIER



DESIGN:

The Sophia Chandelier features a kiln formed ellipse of glass inspired by the path of the moon. Each pendant is cradled by a bronze strap inspired by leather's utility form under gravity. The harmonious blend of materials creates an elegant and grounded statement piece inspired by the heavens and the plains.

FINISHES SHOWN:

Brushed Antique Bronze Exterior, Hammered Antique Bronze Interior, and white glass, additional finishes available.

# HILLIARD

## SOPHIA CHANDELIER

DIMENSIONS: Each Pendant: 24 L x 8 W x 17 D IN  
61 L x 20 W x 43 D CM

Canopy: 16.5 x 1 IN  
42 x 2.5 CM

Height determined by designer.  
Over 48" overall height includes  
additional charges.

WEIGHT: 1 PENDANT APPROX 18 LBS  
3 PENDANTS APPROX 55 LBS  
4 PENDANTS APPROX 75 LBS

VOLTAGE: 120v standard / 240 available

UL DAMP LISTED/ CE AVAILABLE

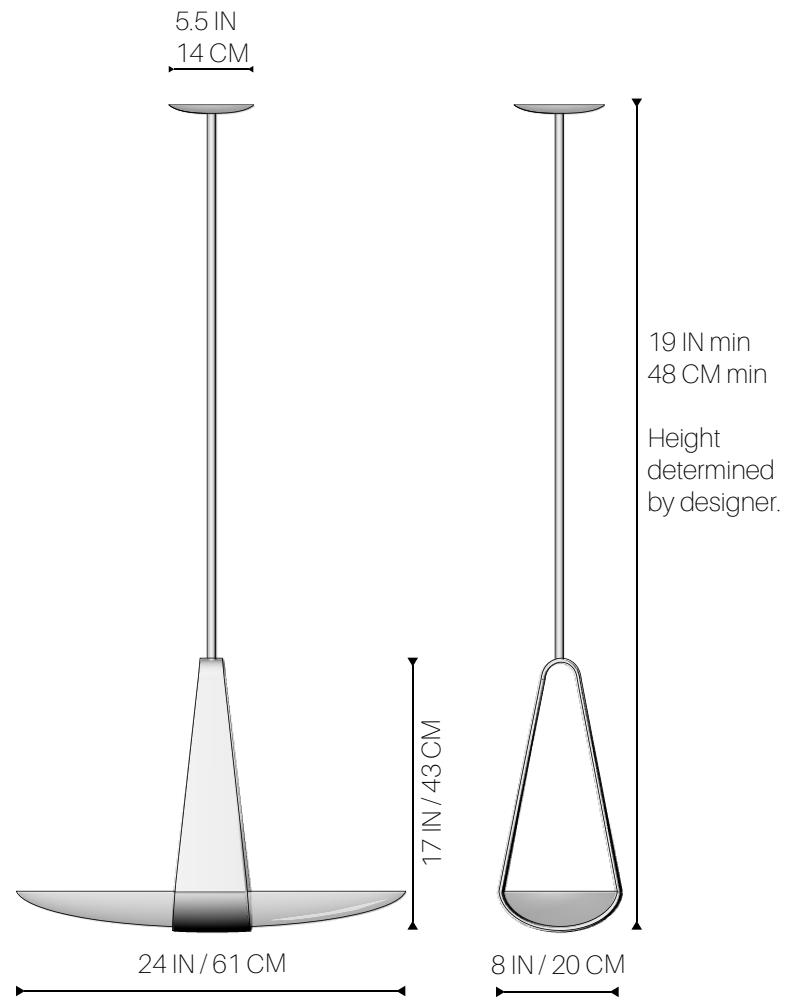
J-BOX REQUIREMENT: 1 PENDANT Standard  
3 PENDANTS Fan Rated  
4 PENDANTS Reinforced

LAMPING  
PER PENDANT: (1) 6W DIMMABLE LED BULB  
PER PENDANT  
600 LUMENS EACH - 2700k or 3000k.  
120V : G9 candelabra LED  
240V : G9 candelabra LED  
<https://emeryallen.com/product/g9-6w/>

CA title 24- JA8 compliant

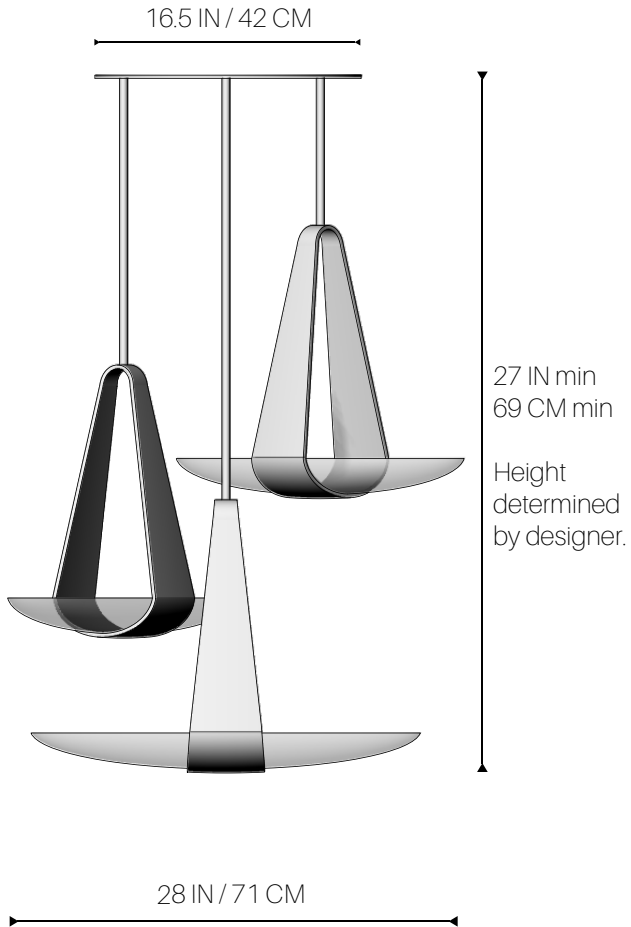
Each fixture is hand crafted, signed,  
and numbered in Arcata, CA

## SINGLE PENDANT

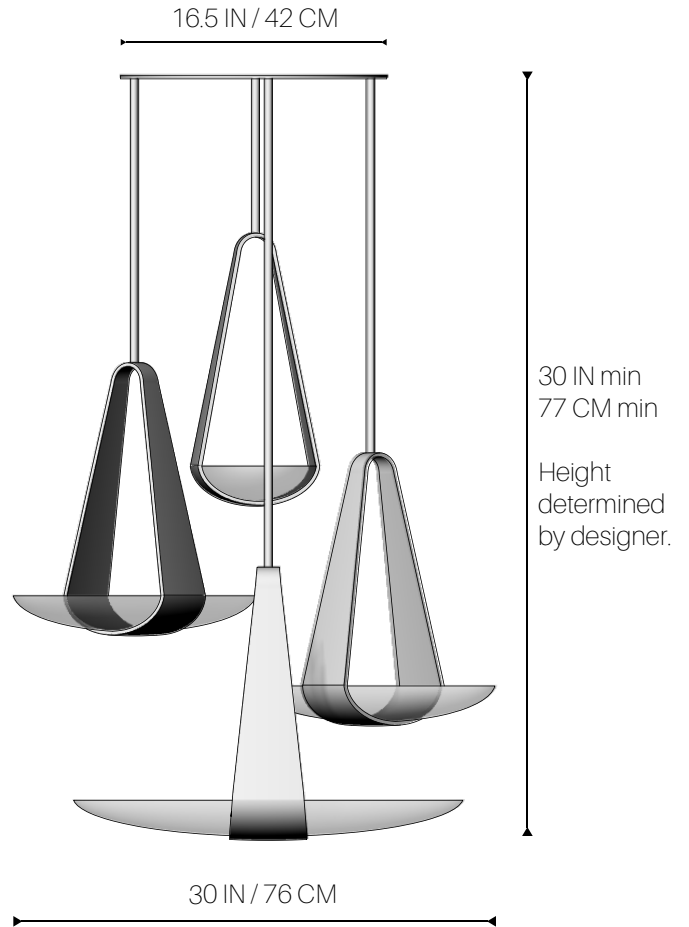


# HILLIARD

## THREE PENDANT




## FOUR PENDANT



# HILLIARD

---


STANDARD FINISHES AVAILABLE  
CONTACT [INFO@HILLIARDLAMPS.COM](mailto:INFO@HILLIARDLAMPS.COM) FOR CUSTOM REQUESTS




INTERIOR OF PENDANT:  
HAMMERED ANTIQUE BRONZE



EXTERIOR OF PENDANT:  
BRUSHED ANTIQUE BRONZE



CLEAR FROSTED GLASS



SMOKE FROSTED GLASS

# HILLIARD



# HILLIARD



# HILLIARD

## CEILING CANOPY INSTALLATION

all parts below included

