

F U S E

lighting



CAMBRIDGE SCONCE
9058

SATIN NICKEL WITH CLEAR CRACKLED GLASS

© 2000-2020 FUSE LIGHTING.
ALL RIGHTS RESERVED.

DENNIS MILLER ASSOCIATES
200 Lexington Avenue Suite 1210 New York, NY 10016
212.684.0070 Fax.212.684.0776 www.dennismiller.com

CAMBRIDGE SCONCE

9058

HEIGHT: 12" (30.5 CM)

WIDTH: 7 1/2" (19.1 CM)

PROJECTION: 8 1/2" (21.6 CM)

BACKPLATE: 12" H X 4 3/4" W
(30.5 H X 12.1 W)

WIRING: 1 MEDIUM-BASE SOCKET,
60 WATT MAX.

RECOMMENDED BULB: 60 WATT
EDISON STYLE 'SQUIRREL CAGE' BULB

METAL FINISHES

LIGHT ANTIQUE BRASS

DARK ANTIQUE BRASS

POLISHED NICKEL

SATIN NICKEL

OIL RUBBED BRONZE

GLOSS WHITE POWDER COAT

MATTE BLACK POWDER COAT

PATINATED STEEL

GLASS SHADE

COLOR (CHOOSE ONE)

CLEAR

BLUE

CERULEAN

SMOKE

TEXTURE (CHOOSE ONE)

SMOOTH

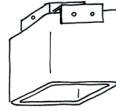
CRACKLED

FROSTED (INSIDE)

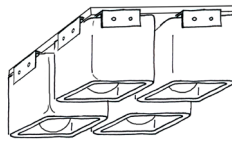
NOTES:

ALL SHADES ARE HAND-BLOWN AND
WILL VARY IN SIZE AND THICKNESS.

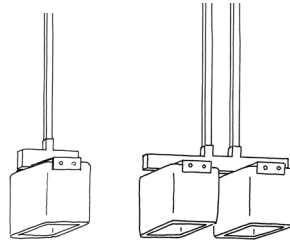
FROSTED FINISH WILL LIGHTEN COLOR



SINGLE CEILING MOUNT
8058A
X-8058 (OUTDOOR)

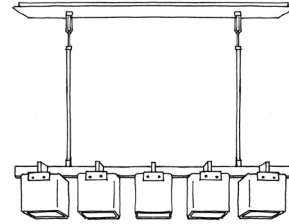


4-LIGHT CEILING MOUNT
8058D



SINGLE PENDANT
4058A

DOUBLE PENDANT
4058B

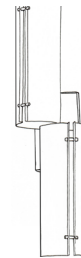


4, 5 & 6 LIGHT CHANDELIER

5058A (4 LIGHT CHANDELIER)

5058B (5 LIGHT CHANDELIER)

5058C (6 LIGHT CHANDELIER)



QUAD CHANDELIER
5058D



SCONCE
X-9058 (OUTDOOR)

fuselighting.com

© COPYRIGHT FUSE LIGHTING.
ALL RIGHTS RESERVED.

2020